

Periodic disclosure for the financial products referred to in Article 8, paragraphs 1, 2 and 2a, of Regulation (EU) 2019/2088 and Article 6, first paragraph, of Regulation (EU) 2020/852

Product name: Vontobel Fund - TwentyFour Sustainable Short Term Bond Income (FT_00124)

Legal entity identifier: 222100VI6EILFZY1V62

Environmental and/or social characteristics

Did this financial product have a sustainable investment objective?

Yes

No

It made **sustainable investments with an environmental objective:** ___%

It **promoted Environmental/Social (E/S) characteristics** and while it did not have as its objective a sustainable investment, it had a proportion of 20.48% of sustainable investments

in economic activities that qualify as environmentally sustainable under the EU Taxonomy

with an environmental objective in economic activities that qualify as environmentally sustainable under the EU Taxonomy

in economic activities that do not qualify as environmentally sustainable under the EU Taxonomy

with an environmental objective in economic activities that do not qualify as environmentally sustainable under the EU Taxonomy

with a social objective

It made **sustainable investments with a social objective:** ___%

It promoted E/S characteristics, but **did not make any sustainable investments**

Sustainable investment means an investment in an economic activity that contributes to an environmental or social objective, provided that the investment does not significantly harm any environmental or social objective and that the investee companies follow good governance practices.

The **EU Taxonomy** is a classification system laid down in Regulation (EU) 2020/852, establishing a list of **environmentally sustainable economic activities**. That Regulation does not lay down a list of socially sustainable economic activities. Sustainable investments with an environmental objective might be aligned with the Taxonomy or not.



To what extent were the environmental and/or social characteristics promoted by this financial product met?

The environmental and/or social characteristics promoted by the Sub-Fund were met. The Sub-Fund promoted certain environmental and social characteristics by investing in issuers that the Investment Manager considered well prepared to handle financially material environmental and social challenges. Issuers were screened in accordance with the Investment Manager's view of appropriate sustainability parameters as measured in Investment Manager's proprietary Environmental (E) and Social (S) scoring model. The Sub-Fund avoided investments in issuers involved in certain economic activities that are harmful to society and the environment. In addition, the Sub-Fund partially invested in

sustainable investments by investing in securities of corporate issuers that have made a Net Zero commitment. The Sub-Fund has not designated a reference benchmark for the purpose of attaining the environmental and social characteristics that it promotes.

Sustainability indicators measure how the environmental or social characteristics promoted by the financial product are attained.

● **How did the sustainability indicators perform?**

Sustainability Indicator	Value	Comment
Percentage of investments in securities of corporate issuers that derive a non-negligible part of their revenues from products and/or activities excluded by the Sub-Fund.	0%	Excluded products and /or activities are indicated under the investment strategy section of the pre-contractual disclosure annex
Percentage of investments in securities of corporate issuers that pass the minimum combined E&S score (set at 15 out of 100) and the minimum ESG score (set at 34 out of 100)	96.17%	
Percentage of corporate issuer securities covered by ESG analysis	100%	All securities covered by ESG analysis

● **... and compared to previous periods ?**

Sustainability Indicator	August 31, 2022
Percentage of investments in securities of corporate issuers that derive a non-negligible part of their revenues from products and/or activities excluded by the Sub-Fund.	N/A
Percentage of investments in securities of corporate issuers that pass the minimum combined E&S score (set at 15 out of 100) and the minimum ESG score (set at 34 out of 100)	N/A
Percentage of corporate issuer securities covered by ESG analysis	N/A

● **What were the objectives of the sustainable investments that the financial product partially made and how did the sustainable investment contribute to such objectives?**

The objective of the sustainable investments that the Sub-Fund partially made were climate mitigation and adaptation which was achieved by investing partially in securities of corporate issuers that have made a Net Zero commitment. These companies fulfilled at least one of the following conditions: (1) The company in which the investment has been made, has committed to being aligned with the Science Based Targets initiative; or (2) The company, in which the investment has been made, has made a public Net

Zero commitment. If a security complied with this minimum requirement, the entire investment was considered a sustainable investment (provided that do no significant harm, good governance criteria and minimum safeguards were fulfilled).

Principal adverse impacts

are the most significant negative impacts of investment decisions on sustainability factors relating to environmental, social and employee matters, respect for human rights, anti-corruption and anti-bribery matters.

● ***How did the sustainable investments that the financial product partially made not cause significant harm to any environmental or social sustainable investment objective?***

In order to ensure that the Sustainable Investments of the Sub-Fund did not cause significant harm to any environmental or social investment objective, the Sub-Fund took into account all the mandatory principal adverse impacts indicators and ensured that the Sub-Fund's investments were aligned with the OECD Guidelines for Multinational Enterprises and the UN Guiding Principles on Business and Human Rights.

- *How were the indicators for adverse impacts on sustainability factors taken into account?*

For the sustainable investments that the Sub-Fund partially made, the Investment Manager took into account the indicators for adverse impacts on sustainability factors by applying the following process: The Investment Manager applied a process to identify the investments' exposure to principal adverse impacts on sustainability factors based on in-house research; data sources include ESG data providers, news alerts, and the issuers themselves. Where no reliable third-party data was available, the Investment Manager made reasonable estimates or assumptions. No investment was identified as having a critical and poorly managed impact in one of the considered principal adverse impacts areas.

- *Were sustainable investments aligned with the OECD Guidelines for Multinational Enterprises and the UN Guiding Principles on Business and Human Rights? Details:*

The Sub-Fund has a controversy monitoring process in place, that among others takes into account the alignment with the OECD Guidelines for Multinational Enterprises and the UN Guiding Principles on Business and Human Rights. This process is based on third party data and may be complemented by the Investment Manager's own ESG research capabilities. The Sub-Fund excludes issuers that are (i) in violation of the norms and standards (defined under the investment strategy section) promoted by the Sub-Fund ; (ii) involved in severe controversies. Unless, in either case, the Investment Manager has identified a positive outlook (i.e., through proactive response by the issuer, proportionate rectification measures already announced or taken, or through active ownership activities with reasonable promise of successful outcomes).

The EU Taxonomy sets out a “do not significant harm” principle by which Taxonomy-aligned investments should not significantly harm EU Taxonomy objectives and is accompanied by specific Union criteria.

The “do no significant harm” principle applies only to those investments underlying the financial product that take into account the Union criteria for environmentally sustainable economic activities. The investments underlying the remaining portion of this financial product do not take into account the Union criteria for environmentally sustainable economic activities.

Any other sustainable investments must also not significantly harm any environmental or social objectives.



How did this financial product consider principal adverse impacts on sustainability factors?

The Investment Manager considered a set of principal adverse impacts on sustainability factors in the following areas: environmental aspects (greenhouse gas emissions: Table 1 – PAI indicator 3, energy: Table 1 – PAI indicator 4) and social aspects (controversial weapons: Table 1 – PAI indicator 14, social and employee rights: Table 1 – PAI indicator 12). The Investment Manager applied a process to identify issuers that are exposed to principal adverse impacts on sustainability factors based on in-house research and/or external data sources, including ESG data providers, news alerts, and the issuers themselves. No investment was identified as having a critical and poorly managed impact in any of the principal adverse impacts areas considered.



What were the top investments of this financial product?

The list includes the investments constituting **the greatest proportion of investments** of the financial product during the reference period which is: August 31, 2023

Largest investments	Sector	% Assets	Country
United Kingdom	Countries & central governments	4.92	United Kingdom
United States	Countries & central governments	4.90	United States
United States	Countries & central governments	4.79	United States
Pension Insurance	Financial, investment & other diversified comp.	1.59	United Kingdom
Orange	Telecommunication	1.41	France
Axa	Insurance companies	1.39	France
Legal & General Group	Insurance companies	1.30	United Kingdom

Largest investments	Sector	% Assets	Country
NatWest Group	Banks & other credit institutions	1.29	United Kingdom
Western Power Distribution	Electrical appliances &	1.28	United Kingdom
Innogy Finance	Financial, investment & other diversified comp.	1.27	Netherlands
Barclays	Banks & other credit institutions	1.26	United Kingdom
Citigroup	Banks & other credit institutions	1.18	United States
HCA	Healthcare & social services	1.16	United States
Dong Energy	Energy & water supply	1.16	Denmark
Tesco Corporate Treasury Services	Financial, investment & other diversified comp.	1.13	United Kingdom

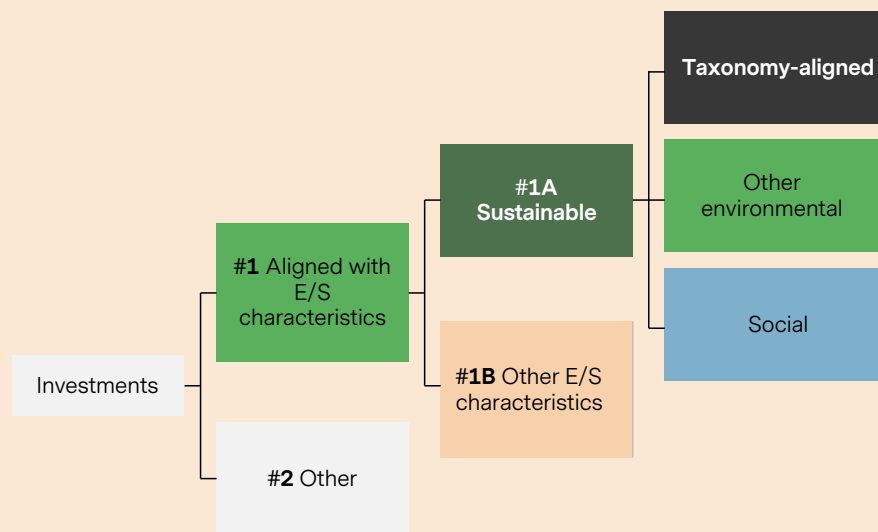


What was the proportion of sustainability-related investments?

The proportion of sustainability-related investments was 96.17% (assets aligned with environmental and social characteristics).

● *What was the asset allocation?*

Asset allocation describes the share of investments in specific assets.



#1 Aligned with E/S characteristics includes the investments of the financial product used to attain the environmental or social characteristics promoted by the financial product.

#2 Other includes the remaining investments of the financial product which are neither aligned with the environmental or social characteristics, nor are qualified as sustainable investments.

The category **#1 Aligned with E/S characteristics** covers:

- The sub-category **#1A Sustainable** covers environmentally and socially sustainable investments.
- The sub-category **#1B Other E/S characteristics** covers investments aligned with the environmental or social characteristics that do not qualify as sustainable investments.

96.17% of the investments of the financial product were used to attain the environmental and social characteristics (#1 Aligned with E/S characteristics)

20.48% of investments were sustainable investments (#1A Sustainable). These sustainable investments were included under assets aligned with E/S characteristics (#1 Aligned with E/S characteristics)

#1A Sustainable - Other environmental (20.48%); #2 Other (3.83%).

● ***In which economic sectors were the investments made?***

Economic sector

Financial, investment & other diversified comp.	27.02
Banks & other credit institutions	19.75
Countries & central governments	14.61
Insurance companies	9.47
Telecommunication	6.40
Energy & water supply	4.07
Internet, software & IT services	2.90
Traffic & Transportation	2.17
Mortgage & funding institutions	2.16
Healthcare & social services	2.03
Miscellaneous services	1.69
Electrical appliances & components	1.28
Supranational organisations	0.72
Retail trade & department stores	0.70
(blank)	0.43
Graphics, publishing & printing media	0.40
Pharmaceuticals, cosmetics & med. products	0.37

4.07% of the total value of investments (NAV) were in companies involved in sectors that could be connected to fossil fuels, like "Energy & water supply", "Mining, coal & steel" or "Petroleum/Oil and natural gas". It's important to note that even companies categorized under different sectors might still have some involvement with fossil fuel-related activities, even if it's not their main focus. Also, the Sub-Fund might invest in bonds labeled as green, social, or sustainability bonds. These bonds typically fund projects unrelated to fossil fuels, even if the companies issuing them can be active in sectors with potential links to fossil fuels.



To what extent were the sustainable investments with an environmental objective aligned with the EU Taxonomy?

To comply with the EU Taxonomy, the criteria for **fossil gas** include limitations on emissions and switching to fully renewable power or low-carbon fuels by the end of 2035. For **nuclear energy**, the criteria include comprehensive safety and waste management rules.

Did the financial product invest in fossil gas and/or nuclear energy related activities that comply with the EU Taxonomy¹?



- Yes:
- In fossil gas In nuclear energy
- No

¹ Fossil gas and/or nuclear related activities will only comply with the EU Taxonomy where they contribute to limiting climate change (“climate change mitigation”) and do not significantly harm any EU Taxonomy objectives -see explanatory note in the left hand margin. The full criteria for fossil gas and nuclear energy economic activities that comply with the EU Taxonomy are laid down in Commission Delegated Regulation (EU) 2022/1214.

Taxonomy-aligned activities are expressed as a share of:

- **turnover** reflects the “greenness” of investee companies today.
- **capital expenditure** (CapEx) shows the green investments made by investee companies, relevant for a transition to a green economy.
- **operational expenditure** (OpEx) reflects the green operational activities of investee companies.

The graphs below show in green the percentage of investments that were aligned with the EU Taxonomy. As there is no appropriate methodology to determine the taxonomy-alignment of sovereign bonds, the first graph shows the Taxonomy alignment in relation to all the investments of the financial product including sovereign bonds, while the second graph shows the Taxonomy alignment only in relation to the investments of the financial product other than sovereign bonds.*



* For the purpose of these graphs, 'sovereign bonds' consist of all sovereign exposures

Transitional activities are activities for which low-carbon alternatives are not yet available and among others have greenhouse gas emission levels corresponding to the best performance.

● **What was the share of investments made in transitional and enabling activities?**

Activities	Investment share
transitional	0.00%
enabling	0.00%

Enabling activities directly enable other activities to make a substantial contribution to an environmental objective.

● **How did the percentage of investments that were aligned with the EU Taxonomy compare with previous reference periods?**

Period	Investment share
year ending on August 31, 2022	0.00%

 are sustainable investments with an environmental objective that **do not take into account the criteria** for environmentally sustainable economic activities under Regulation (EU) 2020/852.

What was the share of sustainable investments with an environmental objective not aligned with the EU Taxonomy?

Investment share
20.48%



What was the share of socially sustainable investments?

Investment share
0.00%



What investments were included under “other”, what was their purpose and were there any minimum environmental or social safeguards?

Investments	Purpose	Minimum of environmental or social safeguards
Cash (3.83%)	Liquidity Management	Liquidity Management



What actions have been taken to meet the environmental and/or social characteristics during the reference period?

The binding elements of the investment strategy used for the selection of the investments to attain the environmental and/or social characteristics promoted by this Sub-Fund have been monitored throughout the reporting period. Their application led to the exclusion of 20% of the investments considered prior to the application of the investment strategy (i.e. public debt markets, with a focus on short-dated investment grade bonds).



How did this financial product perform compared to the reference benchmark?

Reference benchmarks are indexes to measure whether the financial product attains the environmental or social characteristics that they promote.

The financial product has not designated a reference benchmark to determine whether this financial product is aligned with the environmental and/or social characteristics that it promotes.