

Periodic disclosure for the financial products referred to in Article 8, paragraphs 1, 2 and 2a, of Regulation (EU) 2019/2088 and Article 6, first paragraph, of Regulation (EU) 2020/852

**Sustainable investment** means an investment in an economic activity that contributes to an environmental or social objective, provided that the investment does not significantly harm any environmental or social objective and that the investee companies follow good governance practices.

The **EU Taxonomy** is a classification system laid down in Regulation (EU) 2020/852, establishing a list of **environmentally sustainable economic activities**. That Regulation does not include a list of socially sustainable economic activities. Sustainable investments with an environmental objective might be aligned with the Taxonomy or not.

**Product Name:** Vontobel Fund – TwentyFour Sustainable Strategic Income Fund

**Legal Entity Identifier:** 213800GWCMTLGFZXVO57

Environmental and/or social characteristics

Did this financial product have a sustainable investment objective?	
<div><div><div></div><div></div></div><div><input type="checkbox"/> YES</div></div>	<div><div><div></div><div></div></div><div><input checked="" type="checkbox"/> NO</div></div>
<div><div><input type="checkbox"/> It made sustainable investments with an environmental objective: ____%</div><div><input type="checkbox"/> in economic activities that qualify as environmentally sustainable under the EU Taxonomy</div><div><input type="checkbox"/> in economic activities that do not qualify as environmentally sustainable under the EU Taxonomy</div><div><input type="checkbox"/> It made sustainable investments with a social objective: ____%</div></div>	<div><div><input checked="" type="checkbox"/> It promoted Environmental/Social (E/S) characteristics and while it did not have as its objective a sustainable investment, it had a proportion of 52.40% of sustainable investments</div><div><input type="checkbox"/> with an environmental objective in economic activities that qualify as environmentally sustainable under the EU Taxonomy</div><div><input checked="" type="checkbox"/> with an environmental objective in economic activities that do not qualify as environmentally sustainable under the EU Taxonomy</div><div><input checked="" type="checkbox"/> with a social objective</div><div><input type="checkbox"/> It promoted E/S characteristics, but did not make any sustainable investments</div></div>



To what extent were the environmental and/or social characteristics promoted by this financial product met?

The environmental and social characteristics promoted by the Sub-Fund were met.

The Sub-Fund promoted environmental and social characteristics by investing in issuers that the Investment Manager considers well-prepared to handle financially material environmental and social challenges. Issuers were screened in accordance with the Investment Manager’s view of appropriate sustainability parameters as measured in the Investment Manager’s proprietary Environmental (“E”) and Social (“S”) scoring model. Information on the scoring model is available in the Fund Sales Prospectus, in the Annex “Environmental and/or social characteristics” to this Sub-Fund. The Sub-Fund avoided investments in issuers involved in certain economic activities that are harmful to society and the environment.

In addition, the Sub-Fund partially invested in sustainable investments by investing in securities of issuers that contribute to either an environmental (climate change mitigation, climate change adaptation) or a social (empowerment) objective based on the Investment Manager’s assessment.

As at the Financial year end 31 August 2025, 96.38% of the Sub-Fund’s net asset value has been invested in issuers that qualify as aligned with environmental and/or social characteristics, which included 52.40% of its net assets in sustainable investments.

With effect from May 2025, the Sub-Fund increased its commitment to invest at least 50% (previously 20%) of its net assets in Sustainable Investments.

The Sub-Fund has not designated a reference benchmark for the purpose of attaining the environmental and social characteristics that it promotes.

**Sustainability indicators** measure how the environmental or social characteristics promoted by the financial product are attained.

### ● **How did the sustainability indicators perform?**

During the reference period, the attainment of the environmental and social characteristics promoted by the Sub-Fund has been measured with the sustainability indicators, as presented in the table below:

Sustainability Indicators	Value	Comments
Percentage of investments in securities of corporate issuers that derive a non-negligible part of their revenues from products and/or activities excluded by the Sub-Fund.	0%	For excluded products and / or activities please refer to the Sustainability Related Disclosures.
Percentage of investments in securities of corporate issuers that pass the minimum combined E&S score (set at 15 out of 100) and the minimum ESG score (set at 34 out of 100)	96.38%	
Percentage of sustainable investments (SI) by investing in securities of corporate issuers that contribute to either an environmental ("E", climate change mitigation, climate change adaptation) objective or social ("S", empowerment) objective	SI: 52.40% E: 51.64% S: 0.76%	

### ● **... And compared to previous periods?**

Financial year of the Fund ending on 31 August	2025	2024	2023
Sustainability Indicators	Value	Value	Value
Percentage of investments in securities of corporate issuers that derive a non-negligible part of their revenues from products and/or activities excluded by the Sub-Fund.	0%	0%	0%
Percentage of investments in securities of corporate issuers that pass the minimum combined E&S score (set at 15 out of 100) and the minimum ESG score (set at 34 out of 100)	96.38%	95.84%	95.71%
Percentage of sustainable investments (SI) by investing in securities of corporate issuers that contribute to either an environmental ("E", climate change mitigation, climate change adaptation) objective or social ("S", empowerment) objective	SI: 52.40% E: 51.64% S: 0.76%	SI: 43.76% E: 43.76% S: 0%	N/A

### ● **What were the objectives of the sustainable investments that the financial product partially made and how did the sustainable investment contribute to such objectives?**

The objective of the sustainable investments that the Sub-Fund partially made was to invest in securities of issuers that contributed to either an environmental or a social objective, as detailed above. In addition to following good governance, the investment must not have been classified as "Significant Harm" and must have been classified as "In transition" (which includes a commitment to transition) or "Positive contribution", based on an evaluation conducted by the Investment Manager.

If a security complied with these requirements, the entire investment was considered a sustainable investment.

● ***How did the sustainable investments that the financial product partially made not cause significant harm to any environmental or social sustainable investment objective?***

In order to ensure that the sustainable investments of the Sub-Fund did not cause significant harm to any environmental or social investment objective, the Sub-Fund took into account all the mandatory principal adverse impacts indicators and ensured that the Sub-Fund's investments were aligned with the OECD Guidelines for Multinational Enterprises and the UN Guiding Principles on Business and Human Rights as further outlined below.

***How were the indicators for adverse impacts on sustainability factors taken into account?***

For the sustainable investments that the Sub-Fund partially made, the Investment Manager took into account the adverse impacts on sustainability factors by applying the following process: The Investment Manager applied a process to identify the investments' exposure to principal adverse impacts on sustainability factors based on in-house research; data sources include ESG data providers, news alerts, and the issuers themselves. Where no reliable third-party data was available, the Investment Manager made reasonable estimates or assumptions.

***Were sustainable investments aligned with the OECD Guidelines for Multinational Enterprises and the UN Guiding Principles on Business and Human Rights? Details:***

The Sub-Fund has a controversy monitoring process in place, which takes into account, among other things, the alignment with the OECD Guidelines for Multinational Enterprises and the UN Guiding Principles on Business and Human Rights. This process is based on third party data and may be complemented by the Investment Manager's own ESG research capabilities. The Sub-Fund excludes issuers that are (i) in violation of the norms and standards promoted by the Sub-Fund; (ii) involved in critical controversies. Unless, in either case, the Investment Manager has identified a positive outlook (i.e., through proactive response by the issuer, proportionate rectification measures already announced or taken, or through active ownership activities with reasonable promise of successful outcomes).

*The EU Taxonomy sets out a "do no significant harm" principle by which Taxonomy-aligned investments should not significantly harm EU Taxonomy objectives and is accompanied by specific Union criteria.*

*The "do no significant harm" principle applies only to those investments underlying the financial product that take into account the EU criteria for environmentally sustainable economic activities. The investments underlying the remaining portion of this financial product do not take into account the EU criteria for environmentally sustainable economic activities.*

*Any other sustainable investments must also not significantly harm any environmental or social objectives.*

## How did this financial product consider principal adverse impacts on sustainability factors?

The Investment Manager considered the following adverse sustainability indicators for the Sub-Fund's investment strategy:

Table	Number	Principal Adverse Impact Indicator
1	4	Exposure to companies active in the fossil fuel sector
1	13	Board gender diversity
1	14	Share of investments in investee companies involved in the manufacture or selling of controversial weapons

The Investment Manager applied a process to identify issuers that are exposed to principal adverse impacts on sustainability factors based on in-house research and/or external data sources, including ESG data providers, news alerts, and the issuers themselves.



## What were the top investments of this financial product?

The top investments of the Sub-Fund are detailed below:

Largest investments	Sector	% Assets	Country
EUROPEAN INVESTMENT BANK	Supranational institutions	3.72	LUXEMBOURG
BUNDESREPUB. DEUTSCHLAND	General public administration activities	2.88	GERMANY
US TREASURY N/B	General public administration activities	2.52	UNITED STATES OF AMERICA (THE)
US TREASURY N/B	General public administration activities	2.37	UNITED STATES OF AMERICA (THE)
US TREASURY N/B	General public administration activities	2.06	UNITED STATES OF AMERICA (THE)
BUNDESREPUB. DEUTSCHLAND	General public administration activities	1.72	GERMANY
US TREASURY N/B	General public administration activities	1.49	UNITED STATES OF AMERICA (THE)
US TREASURY N/B	General public administration activities	1.34	UNITED STATES OF AMERICA (THE)
NATIONWIDE BUILDING SOC CCDS	Banking activities	1.26	UNITED KINGDOM
BARCLAYS PLC	Banking activities	1.24	UNITED KINGDOM
US TREASURY N/B	General public administration activities	1.15	UNITED STATES OF AMERICA (THE)
PENSION INSURANCE	Pension insurance services	0.94	UNITED KINGDOM
ROTHESAY LIFE	Insurance and pension funding	0.93	UNITED KINGDOM
PHOENIX GRP HLD PLC	Insurance and pension funding	0.89	UNITED KINGDOM
DIRECT LINE INSURANCE GR	Insurance services	0.89	UNITED KINGDOM

**Principal adverse impacts** are the most significant negative impacts of investment decisions on sustainability factors relating to environmental, social and employee matters, respect for human rights, anti-corruption and anti-bribery matters.

The list includes the investments constituting **the greatest proportion of investments** of the financial product during the reference period which is: 01/09/2024-31/08/2025

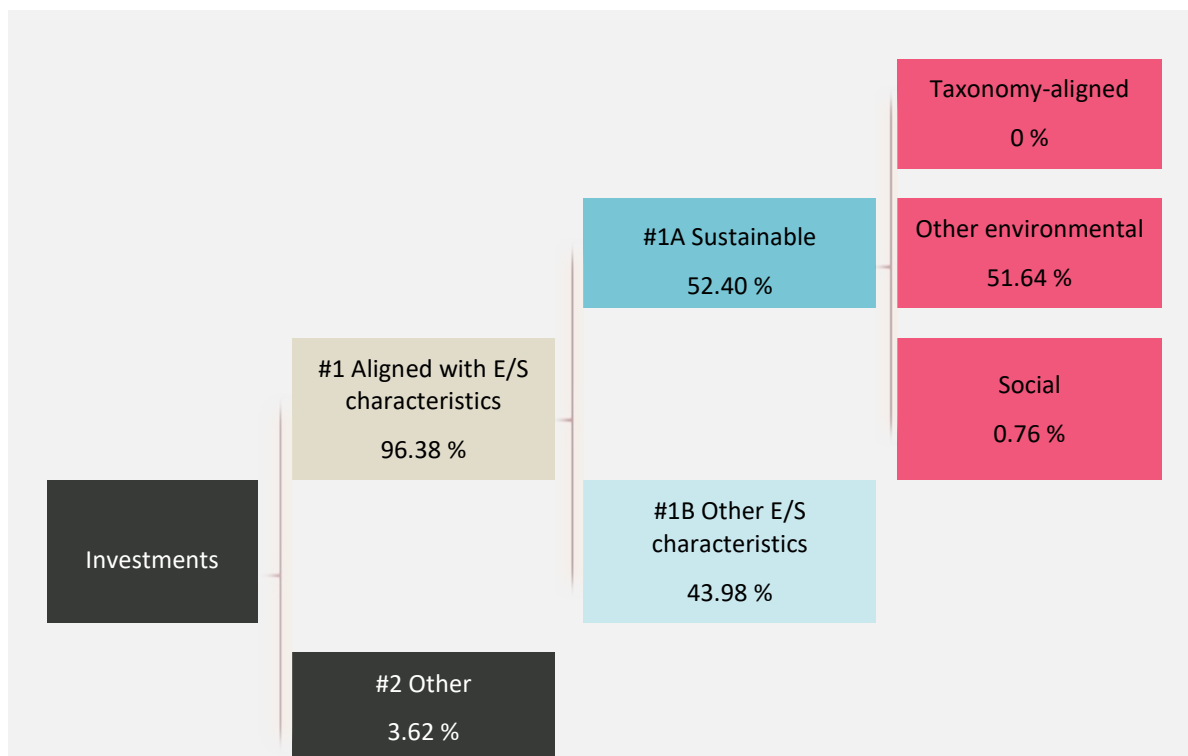
The portfolio proportions of investments presented above are an average over the reference period, based on the Sub-Fund's holdings at the quarter-ends of the financial year.

## What was the proportion of sustainability-related investments?

The proportion of sustainability-related investments was 96.38% (assets aligned with environmental and social characteristics).

## What was the asset allocation?

**Asset allocation** describes the share of investments in specific assets.



**#1 Aligned with E/S characteristics** includes the investments of the financial product used to attain the environmental or social characteristics promoted by the financial product.

**#2 Other** includes the remaining investments of the financial product which are neither aligned with the environmental or social characteristics, nor are qualified as sustainable investments.

The category **#1 Aligned with E/S characteristics** covers:

- The sub-category **#1A Sustainable** covers environmentally and socially sustainable investments.
- The sub-category **#1B Other E/S characteristics** covers investments aligned with the environmental or social characteristics that do not qualify as sustainable investments.

Depending on the potential usage of derivatives as part of this Sub-Fund's investment strategy, the exposure detailed above could be subject to variability as the portfolio's total value of investments (NAV) may be impacted by the Mark to Market of derivatives. For more details on the potential usage of derivatives by this Sub-Fund, please refer to its pre-contractual disclosures and the investment policy described in the Sales Prospectus.

## In which economic sectors were the investments made?

The Sub-Fund's investments were made in the economic sectors detailed below:

Top sector	Sub- sector	Proportion (%)
Financial and insurance activities	Banking activities	24.40
Public administration and defence; compulsory social security	General public administration activities	23.12
Financial and insurance activities	Other financial service activities, except insurance and pension funding	6.57

Financial and insurance activities	Structured finance / CLO	5.47
Financial and insurance activities	Insurance and pension funding	5.08
Financial and insurance activities	Structured finance / securitisation	3.75
Financial and insurance activities	Corporate finance / secured lending	2.08
Financial and insurance activities	Building society and mortgage lending	1.98
Financial and insurance activities	Other monetary intermediation	1.95
Financial and insurance activities	Insurance	1.91
Financial and insurance activities	Pension insurance services	1.52
Financial and insurance activities	Corporate finance / secured financing	1.16
total of remaining sectors with a proportion < 1.0%		18.81

The sector allocation of the portfolio presented above is an average based on the Sub-Fund's holdings at the quarter-ends of the financial year.

0.90% of the total value of investments (NAV) were in companies involved in sectors that could be connected to non-renewable energy sources, such as "Electricity, gas, steam and air conditioning supply (NACE code D)", "Mining and quarrying (NACE code B)" or "Manufacture of coke and refined petroleum products (NACE code C19)". It's important to note that even companies categorized under different NACE codes might still have some involvement with non-renewable energy-related activities, even if it's not their main focus.



### To what extent were the sustainable investments with an environmental objective aligned with the EU Taxonomy?

None of the sustainable investments with an environmental objective were aligned with the EU Taxonomy.

### ● Did the financial product invest in fossil gas and/or nuclear energy related activities complying with the EU Taxonomy?<sup>1</sup>

To comply with the EU Taxonomy, the criteria for **fossil gas** include limitations on emissions and switching to fully renewable power or low-carbon fuels by the end of 2035. For **nuclear energy**, the criteria include comprehensive safety and waste management rules.

**Enabling activities** directly enable other activities to make a substantial contribution to an environmental objective.

**Transitional activities** are activities for which low-carbon alternatives are not yet available and among others have greenhouse gas emission levels corresponding to the best performance.

☐ Yes

☐ In fossil gas

☐ In nuclear energy

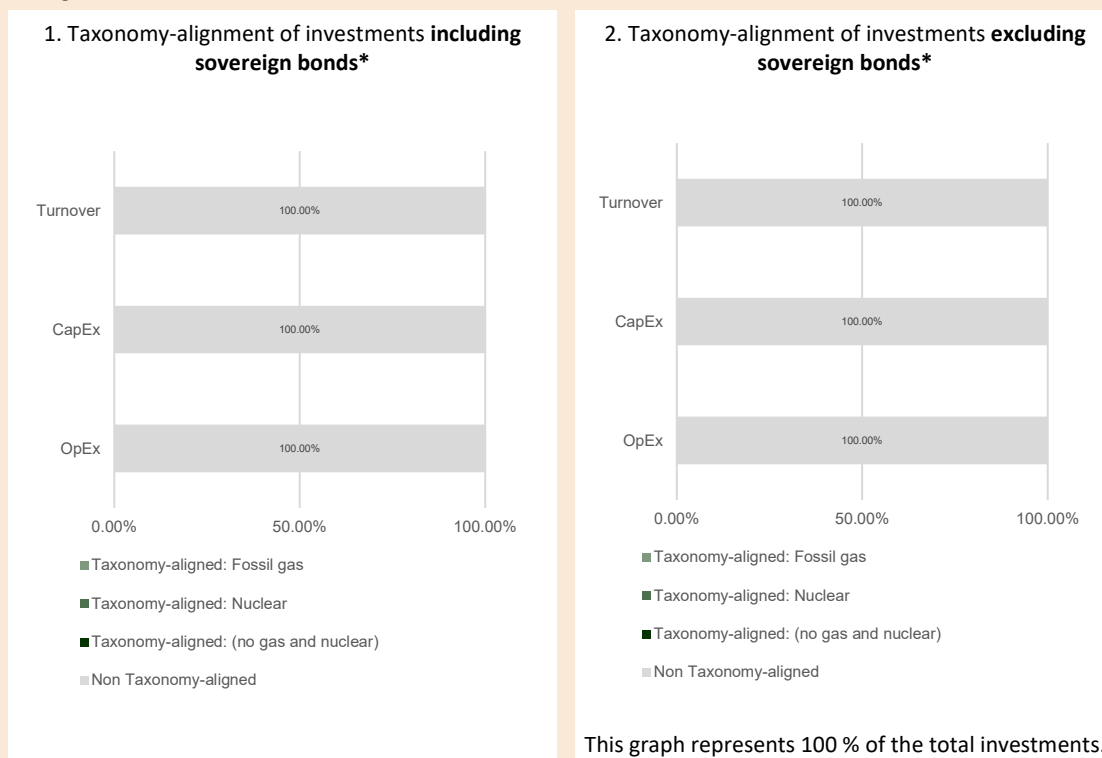
☒ No

<sup>1</sup> Fossil gas and/or nuclear related activities will only comply with the EU Taxonomy where they contribute to limiting climate change ("climate change mitigation") and do not significantly harm any EU Taxonomy objective -see explanatory note in the left-hand margin. The full criteria for fossil gas and nuclear energy economic activities that comply with the EU Taxonomy are laid down in Commission Delegated Regulation (EU) 2022/1214.

Taxonomy-aligned activities are expressed as a share of:

- **turnover** reflecting the share of revenue from green activities of investee companies.
- **capital expenditure** (CapEx) showing the green investments made by investee companies, e.g. for a transition to a green economy.
- **operational expenditure** (OpEx) reflecting green operational activities of investee companies.


*The graphs below show in green the percentage of investments that were aligned with the EU Taxonomy. As there is no appropriate methodology to determine the taxonomy-alignment of sovereign bonds\*, the first graph shows the Taxonomy alignment in relation to all the investments of the financial product including sovereign bonds, while the second graph shows the Taxonomy alignment only in relation to the investments of the financial product other than sovereign bonds.*



*\* For the purpose of these graphs, 'sovereign bonds' consist of all sovereign exposures*

- **What was the share of investments made in transitional and enabling activities?**  
The share of investments made in transitional and enabling activities was 0 %.
- **How did the percentage of investments that were aligned with the EU Taxonomy compare with previous reference periods?**

Percentage of investments aligned with EU Taxonomy		
2025	2024	2023
0	0	0

 are sustainable investments with an environmental objective that **do not take into account the criteria** for environmentally sustainable economic activities under Regulation (EU) 2020/852.

## **What was the share of sustainable investments with an environmental objective not aligned with the EU Taxonomy?**

The share of sustainable investments with an environmental objective not aligned with the EU Taxonomy was 51.64% for this Sub-Fund.

The investment manager did not make a commitment to investments under the reporting scope of the EU Taxonomy and did not have sufficient information to conclude an assessment on this.

## **What was the share of socially sustainable investments?**

The Sub-Fund invested 0.76% in sustainable investments with a social objective.

## **What investments were included under “other”, what was their purpose and were there any minimum environmental or social safeguards?**

The “Other” investments represented 3.62% of the Sub-Fund’s Net Asset Value and consisted of:

-Cash (3.62%) for liquidity management purposes.

Environmental or social safeguards were applied and assessed on all “other” assets except on (i) non single name derivatives, (ii) on UCITS and/or UCIs managed by other management company and (iii) on cash and cash equivalent investments described above.



## **What actions have been taken to meet the environmental and/or social characteristics during the reference period?**

The binding elements of the investment strategy used for the selection of the investments to attain the environmental and/or social characteristics promoted by this Sub-Fund have been monitored throughout the reporting period.



## **How did this financial product perform compared to the reference benchmark?**

**Reference benchmarks** are indexes to measure whether the financial product attains the environmental or social characteristics that they promote.

The Sub-Fund has not designated a reference benchmark to determine whether this Sub-Fund is aligned with the environmental and/or social characteristics that it promotes.