



# MI TwentyFour Investment Funds Dynamic Bond Fund

Factsheet | 29 October 2021

**Dynamic Bond Fund** is managed by TwentyFour Asset Management LLP and is a sub-fund of MI TwentyFour Investment Funds, an umbrella open-ended investment company registered under the Financial Conduct Authority as a UK Authorised Investment Company with Variable Capital. MI TwentyFour Investment Funds is classified as a UK UCITS scheme.

## Fund Objective

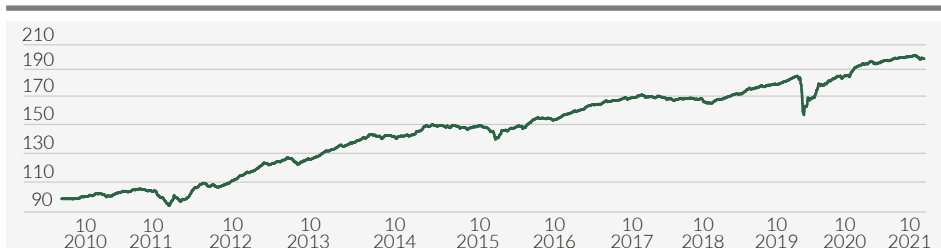
The Fund aims to provide an attractive level of income along with an opportunity for capital growth, by investing in a broad range of bonds and fixed income assets.

## Investment Approach

The Fund will adopt a highly flexible approach that enables the Investment Manager to take advantage of prevailing market conditions as they change over time. The Fund may invest in, or otherwise obtain exposure to, debt instruments from the whole range of fixed income assets including high yield bonds, investment grade bonds, government bonds, asset-backed securities, money market funds (MMFs) and other bonds (such as, for example, emerging market sovereign bonds or bank capital perpetual bonds) as determined by the Investment Manager's view on risk and reward over time.

The Fund can also use derivatives, such as interest rate and credit derivatives, to either optimise exposures or reduce them in conjunction with the Investment Manager's market viewpoint, thereby giving the Fund the opportunity to perform in both rising and declining rate environments throughout the economic cycle. The Fund may also employ synthetic short positions both for hedging purposes and to take advantage of deterioration either in the market generally or with respect to specific issuers. The Fund may also hedge some or all of its foreign exchange exposure.

## Performance



Cumulative Performance	1m	3m	6m	1y	3y	5y	
Class I Acc (Gross)	-0.69%	-0.42%	0.61%	6.98%	17.25%	27.59%	
Discrete Performance	YTD	2020	2019	2018	2017	2016	Inception
Class I Acc (Gross)	2.13%	6.55%	9.43%	-2.42%	8.89%	5.44%	103.26%
Rolling Performance	30/10/2020 - 29/10/2021	31/10/2019 - 30/10/2020	31/10/2018 - 31/10/2019	31/10/2017 - 31/10/2018	31/10/2016 - 31/10/2017		
Class I Acc (Gross)	6.98%	2.84%	6.57%	-0.62%	9.51%		

Past performance is not a reliable indicator of future performance. The performance figures shown are in GBP on a mid-to-mid basis inclusive of net reinvested income and net of all fund expenses. Performance data does not take into account any commissions and costs charged when shares of the fund are issued and redeemed. The value of an investment and the income from it can fall as well as rise as a result of market and currency fluctuations and you may not get back the amount originally invested.

## Top Ten Holdings

Security	Sector	% of the whole fund
US TREASURY N/B 0.125 31/05/2023	Government	6.51
US TREASURY N/B 0.125 30/04/2023	Government	3.77
UK TSY GILT 0.125 31/01/2023	Government	2.50
NATIONWIDE BLDG 10.25 PERP	Banks	2.00
COVENTRY BDG SOC 6.875 PERP (Exp Call Date - 18/09/2024)	Banks	1.92
NATIONWIDE BLDG 5.75 PERP (Exp Call Date - 20/06/2027)	Banks	1.17
PENSION INS 7.375 PERP (Exp Call Date - 25/07/2029)	Insurance	1.10
STICHTING 19.43648 PERP	Banks	0.99
ROTHESAY LIFE 6.875 PERP (Exp Call Date - 12/09/2028)	Insurance	0.94
PHOENIX GRP 5.75 PERP (Exp Call Date - 26/04/2028)	Insurance	0.90

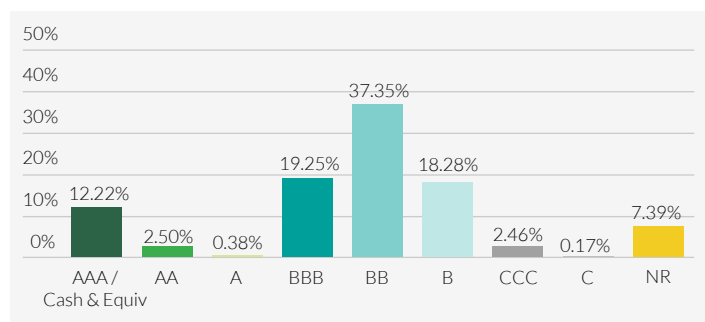
## Fund Facts

Type of Fund:	UK Authorised UCITS OEIC
IA Sector:	£ Strategic Bond
Launch Date:	26 April 2010
Fund Size:	£1,935.5 mn
Benchmark:	3mth GBP Libor
Ex-Dividend Dates:	1 Jan, 1 April, 1 Jul & 1 Oct
Dist Payment Dates:	28 Feb, 31 May, 31 Aug & 30 Nov
Average Rating:	BB+
3yr Volatility:	7.64%
Gross Purchase Yield:	4.89%
Gross Mark-to-Market (MTM) Yield	4.46%
Distribution Yield:	4.50% Class I (Inc) 4.50% Class M (Inc)
Underlying Yield:	4.11% Class I (Inc) 4.11% Class M (Inc)
Interest Rate Duration:	3.50 yrs
Credit Spread Duration:	3.76 yrs
Dealing:	Daily
Base Currency:	GBP
ISA & SIPP Eligible:	Yes

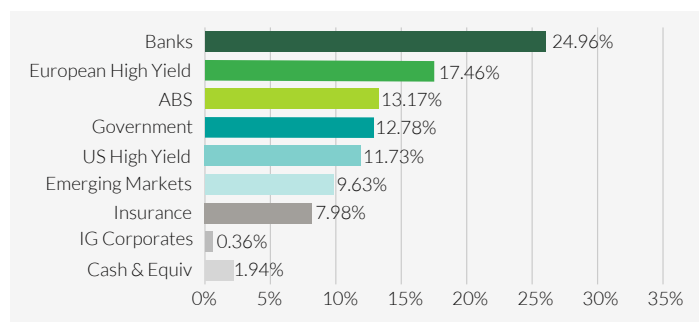
Further Information and Literature:  
TwentyFour Asset Management LLP

T. 020 7015 8900  
E. sales@twentyfouram.com  
W. www.twentyfouram.com

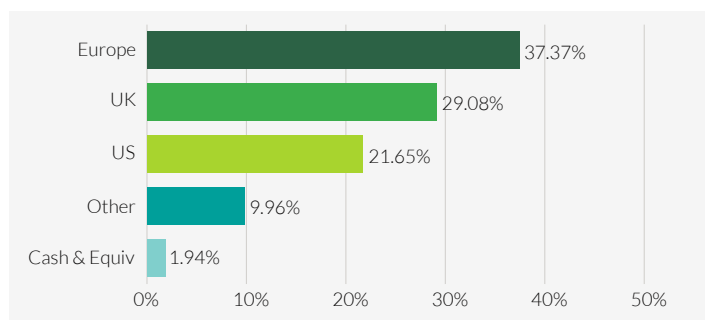
## Rating Breakdown



## Sector Breakdown

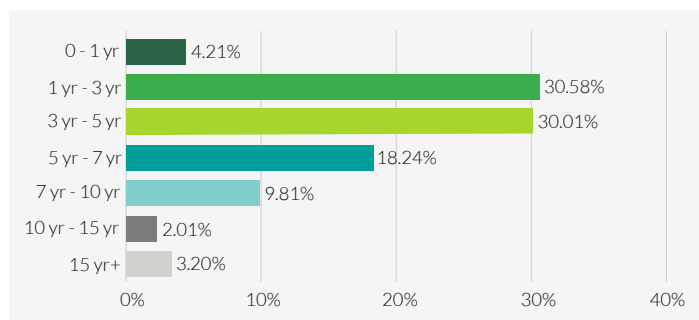


## Geographical Breakdown



Calculated on a direct exposure basis.

## Maturity Profile



Calculated as the expected maturity date or call date or as the weighted average life for amortising Asset Backed Securities.

## Share Classes

Share Class	ISIN	SEDOL	Distribution Frequency	AMC (%)	OCF (%)*	Minimum Inv
I Income	GB00B57TXN82	B57TXN8	Quarterly	0.75	0.78	£50m
I Accumulation	GB00B5VRV677	B5VRV67	N/A	0.75	0.78	£50m
I Gross Income	GB00B57GX403	B57GX40	Quarterly	0.75	0.78	£50m
I Gross Accumulation	GB00B5VNH238	B5VNH23	N/A	0.75	0.78	£50m
M Gross Income	GB00B8BG8H54	B8BG8H5	Monthly	0.75	0.78	£50m

\*As at 31/03/2021 and may vary from year to year after the date. Additional share classes available. For further information please refer to offering documents.

## Fund Managers

 <p><b>Gary Kirk</b> Partner, Portfolio Management, industry experience since 1988.</p>	 <p><b>Eoin Walsh</b> Partner, Portfolio Management, industry experience since 1997.</p>	 <p><b>Mark Holman</b> CEO, Partner Portfolio Management, industry experience since 1989.</p>	 <p><b>David Norris</b> Head of US Credit, Portfolio Management industry experience since 1988.</p>	 <p><b>Felipe Villarroel</b> Partner, Portfolio Management, industry experience since 2007.</p>	 <p><b>Pierre Beniguel</b> Portfolio Management, industry experience since 2010.</p>
---	---	--	--	--	---

## ESG Integration Policy

The Fund considers environmental, social and governance (ESG) factors in the investment process, utilising an integrated approach.

## Key Risks

- **All financial investment involves risk. The value of your investment isn't guaranteed, and its value and income will rise and fall. Investors may not get back the full amount invested.**
- Past performance is not a reliable indicator of future performance, and the Fund may not achieve its investment objective.
- Fixed income carries two main risks, interest rate risk and credit risk: (1) Where long term interest rates rise, there is a corresponding decline in the market value of bonds and vice versa; (2) Credit risk refers to the possibility that the issuer of the bond will not be able to repay the principal and make interest payments.
- Typically, sub-investment grade securities will have a higher risk of issuer default, and are generally considered to be more illiquid than investment grade securities.
- Overseas investment will be affected by movements in currency exchange rates.
- The Fund can invest in structured credit products or asset-backed securities (ABS). The issuer of such products may not receive the full amounts owed to them by underlying borrowers, which would affect the performance of the Fund. Credit and prepayment risks also vary by tranche which may affect the Fund's performance.
- The Fund has the ability to use derivatives, including but not limited to FX forwards, for hedging and EPM purposes only. This may magnify gains or losses.
- Investments in emerging markets may be affected by political developments, currency fluctuations, illiquidity and volatility.

Further information on fund charges and costs are included on our website at [www.twentyfouram.com](http://www.twentyfouram.com)

THIS FACTSHEET IS FOR FINANCIAL ADVISERS AND INSTITUTIONAL/PROFESSIONAL INVESTORS ONLY. NO OTHER PERSONS SHOULD RELY ON THE INFORMATION CONTAINED WITHIN THIS DOCUMENT. No recommendations to buy or sell investments are implied. The fund average rating is a weighted average calculation based on each bond's rating according to the fund's rating methodology. When calculating average credit rating, for non-rated bonds an internal rating is applied. For non-rated sovereign bonds, the issuing sovereigns rating will be used. If you invest indirectly through a third party provider you are advised to consult them directly as charges, performance and terms and conditions may differ materially. In making any investment into the Fund, investors should rely on the Prospectus and Key Investor Information Document (KIID) provided by the Authorised Corporate Director (ACD) of MI TwentyFour Investment Funds, and not the summary set out in this document. The Prospectus and KIID are available from Maitland Fund Services (UK) Ltd. Hamilton Centre, Rodney Way, Chelmsford, Essex, CM1 3BY or from their website at [www.maitlandgroup.com](http://www.maitlandgroup.com). For definitions of the investment terminology used within this document please see glossary at: <https://twentyfouram.com/glossary> TwentyFour Asset Management LLP is able to assist those institutional clients who require it with meeting their Solvency II (including its UK onboarding and onshoring legislation) obligations. In particular, TwentyFour Asset Management LLP will make all reasonable endeavours to comply with the Solvency II Regulations 2015 Article 256. Please contact the Compliance Department at [compliance@twentyfouram.com](mailto:compliance@twentyfouram.com) for more information. TwentyFour Asset Management LLP is a Limited Liability Partnership incorporated in England under Partnership No. OC335015 with its registered office at 8th Floor, The Monument Building, 11 Monument Street, London EC3R 8AF and is authorised and regulated in the UK by the Financial Conduct Authority, FRN No. 481888.