

Vontobel Fund – TwentyFour Sustainable Short Term Bond Income

This Factsheet is a marketing communication for professional UK investors only

Vontobel Fund – TwentyFour Sustainable Short Term Bond Income is managed by TwentyFour Asset Management LLP and is a Sub-Fund of the Vontobel Fund, a Luxembourg authorised SICAV. The Fund has been entered into the UK temporary marketing permissions regime.

Fund Objective

The investment objective of the Fund is to achieve a positive total return over a 3-year period whilst maintaining an annualised volatility of no more than 3%.

Investment Approach

The Fund is actively managed and mainly purchases securities of companies around the world that contribute to sustainable economic activity and will be screened in accordance with the Investment Manager's view of appropriate sustainability principles. The Investment Manager will seek to avoid investments in companies with material production in tobacco, alcohol, gambling, adult entertainment, controversial weapons and carbon intensive industries, and companies involved in animal testing for cosmetic purposes. This list is not exhaustive and may change from time to time to reflect new developments and research in the field of sustainable investment. The Fund is not managed in reference to any benchmark index

Fund Facts

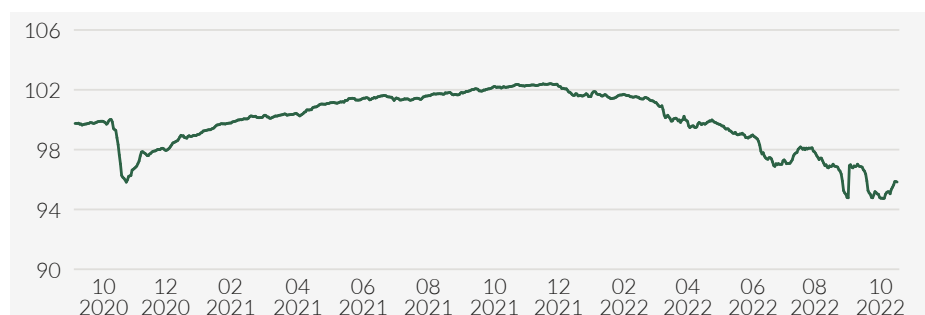
Type of Fund:	Luxembourg Authorised UCITS V Compliant SICAV
IA Sector:	£ Targeted Absolute Return
Launch Date:	22 January 2020
Fund Size:	£650.9 mn
Ex-Dividend Dates:	20 Mar, 20 Jun, 20 Sept, 20 Dec
Dist Payment Dates:	31 Mar, 30 Jun, 30 Sept, 31 Dec
Average Rating*:	A-
3yr Volatility:	1.65%
Current Mark-to-Market (MTM) Yield:	6.14%
Purchase Yield:	3.16%
Interest Rate Duration:	1.32 yrs
Credit Spread Duration:	1.41 yrs
Dealing:	Daily
Base Currency:	GBP
ISA & SIPP Eligible:	Yes

*Based on an internal rating methodology.

Further Information and Literature:
TwentyFour Asset Management LLP

T. 020 7015 8900
E. sales@twentyfouram.com
W. twentyfouram.com

Performance



Cumulative Performance	1m	3m	6m	1y	3y	5y	10y
Class G	1.13%	-2.34%	-3.41%	-5.69%	N/A	N/A	N/A

Discrete Performance	YTD	2021	2020*	2019	2018	2017	Inception*
Class G	-5.69%	0.24%	1.58%	N/A	N/A	N/A	-3.97%

Rolling Performance	29/10/2021 - 31/10/2022	30/10/2020 - 29/10/2021	31/10/2019 - 30/10/2020	31/10/2018 - 31/10/2019	31/10/2017 - 31/10/2018
Class G	-5.69%	1.30%	N/A	N/A	N/A

Past performance is not a reliable indicator of future performance. The performance figures shown are in GBP on a mid-to-mid basis inclusive of net reinvested income and net of all fund expenses. Performance data does not take into account any commissions and costs charged when shares of the fund are issued and redeemed. The value of an investment and the income from it can fall as well as rise as a result of market and currency fluctuations and you may not get back the amount originally invested. *Inception date 22/01/2020.

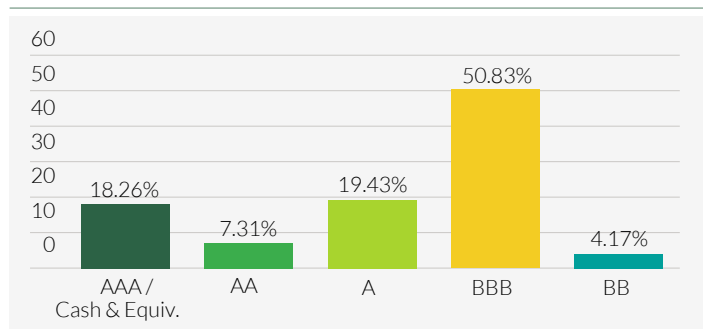
Top Ten Holdings

Security	Sector	% of the whole fund
US TREASURY N/B 2.5 31/05/2024	Government	6.56
TREASURY BILL 0 15/11/2022	Government	5.63
PENSION INS 6.5 03/07/2024	Core Financials	2.04
HIGHBURY FINANCE 7.017 20/03/2023	Core Secured	1.79
EUROPEAN INVT BK 0.875 15/12/2023	SSAs	1.65
SIEMENS FINAN 0.875 05/06/2023	Core Corps	1.59
ORANGE 5.75 PERP	Core Corp Hybrids	1.55
SCOTTISH WIDOWS 5.5 16/06/2023	Core Financials	1.54
TELEFONICA EMIS 5.289 09/12/2022	Core Corps	1.49
AXA SA 5.453 PERP	Core Financials	1.42

Key Risks

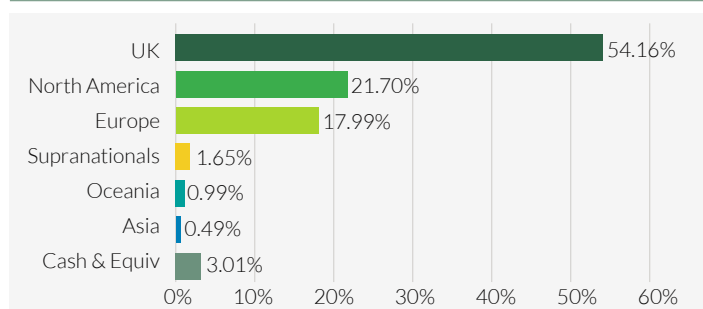
- Limited participation in the potential of single securities.
- Success of single security analysis and active management cannot be guaranteed.
- It cannot be guaranteed that the investor will recover the capital invested.
- Derivatives entail risks relating to liquidity, leverage and credit fluctuations, illiquidity and volatility.
- Interest rates may vary, bonds suffer price declines on rising interest rates.
- High-yield bonds (non-investment-grade bonds/junk bonds) may be subject to greater market fluctuations, risk of default or loss of income and principal than higher-rated bonds.
- The Sub-Fund's investments may be subject to sustainability risks. The sustainability risks that the Sub-Fund may be subject to are likely to have an immaterial impact on the value of the Sub-Funds' investments in the medium to long term due to the mitigating nature of the Sub-Fund's ESG approach.
- The Sub-Funds' performance may be positively or negatively affected by its sustainability strategy.
- The ability to meet social or environmental objectives might be affected by incomplete or inaccurate data from third-party providers.
- Information on how environmental and social objectives are achieved and how sustainability risks are managed in this Sub-Fund may be obtained from Vontobel.com/SFDR.

Rating Breakdown



For non-rated sovereign bonds, the issuing sovereign's rating will be applied.

Geographical Breakdown



Calculated on a direct exposure basis.

Share Classes

Share class	Currency	Unit type	ISIN	Sedol	Distribution Frequency	AMC (%)	OCF (%)*
AQNG	GBP	Inc	LU2081485679	BL4KLL0	Quarterly	0.25	0.40%
AQG	GBP	Inc	LU2081485596	BL4KLL9	Quarterly	0.25	0.36%
NG	GBP	Acc	LU2081485323	BL4KLJ8	N/A	0.25	0.40%
G	GBP	Acc	LU2081485240	BL4KLG5	N/A	0.25	0.36%
AQI	GBP	Inc	LU2081485919	BL4KLP4	Quarterly	0.40	0.51%

*As at 28/02/2022. This figure may vary from year to year. Additional share classes available. For further information please see offering documents.

Environmental, Social & Governance – metrics and engagement examples

Engagement examples

During Q3 2022, the Investment Grade team have had the following engagements with companies:

Engagement type	No.
Environmental	10
Social	1
Borrower Meeting	6

Further information on fund charges and costs are included on our website at www.twentyfouram.com

This marketing document was produced by TwentyFour Asset Management LLP ("TwentyFour"), a company of the Vontobel Group (collectively "Vontobel"), for institutional clients, for distribution in the UK. TwentyFour acts as delegated portfolio manager of the Sub-Fund discussed.

This document is for information purposes only and does not constitute an offer, solicitation or recommendation to buy or sell shares of the fund/fund units or any investment instruments, to effect any transactions or to conclude any legal act of any kind whatsoever. Subscriptions of shares of the fund should in any event be made solely on the basis of the fund's current sales prospectus (the "Sales Prospectus"), the Key Investor Information Document ("KIID"), its articles of incorporation and the most recent annual and semi-annual report of the fund and after seeking the advice of an independent financial, legal, accounting and tax specialist. This document is directed only at recipients who are institutional clients, such as eligible counterparties or professional clients as defined by the Markets in Financial Instruments Directive 2014/65/EC ("MiFID") or similar regulations in other jurisdictions, or as qualified investors as defined by Switzerland's Collective Investment Schemes Act ("CISA").

This financial product does not make any commitment to invest in environmentally sustainable investments in the sense of the EU Taxonomy. The EU Taxonomy specific product disclosure requirements do not apply to this financial product. As the investments of the financial product do not take into account the EU criteria for environmentally sustainable economic activities in the sense of the EU Taxonomy, the "do no significant harm" principle according to the EU Taxonomy does not apply to the investments of the financial product. Neither the Sub-Fund, nor the Management Company nor the Investment Manager make any representation or warranty, express or implied, with respect to the fairness, correctness, accuracy, reasonableness or completeness of an assessment of ESG research and the correct execution of the ESG strategy.

Past performance is not a reliable indicator of current or future performance. Performance data does not take into account any commissions and costs charged when shares of the fund are issued and redeemed, if applicable. The return of the fund may go down as well as up, e.g. due to changes in rates of exchange between currencies. The value of the money invested in the fund can increase or decrease and there is no guarantee that all or part of your invested capital can be redeemed.

Where ratings are available from the credit rating agencies specified in the portfolio's rating methodology, including S&P Global Ratings Inc, Moody's Investor Services Inc & Fitch Ratings Inc, TwentyFour will use the highest of the available ratings. Moody's® assigns a rating of Aaa as the highest to C as the lowest credit quality rating. S&P® assigns a rating of AAA as the highest to D as the lowest credit quality. Fitch assigns a rating of AAA as the highest to D as the lowest credit quality. Additionally, where no rating has been requested, or there is insufficient information on which to base a rating, a rating agency may assign a rating of NR (Not Rated). For unrated sovereign issues TwentyFour will adopt the issuing sovereign's credit rating. The average credit quality (ACQ) is provided to indicate the average credit rating of the portfolio's underlying investments' rating and may change over time. The portfolio itself has not been rated by an independent rating agency and is provided for informational purposes only. The ACQ is determined by using a market-weighted equivalent rating and rounding to the nearest rating. For unrated bonds and cash and equivalents, when calculating the ACQ ratings TwentyFour will determine an internal rating by considering all relevant factors, including but not restricted to, the relationship between the bond's maturity and its price and/or yield, the ratings of comparable bonds, the issuer's financial statements and the issuer's credit rating if available. The risk of default increases as a bond's rating decreases, so the ACQ provided is not a statistical measurement of the portfolio's default risk because a simple weighted average does not measure the increasing level of risk from lower-rated bonds. The ACQ may be lower if cash and equivalents are excluded from the calculation. Derivative positions are not reflected in the ACQ.

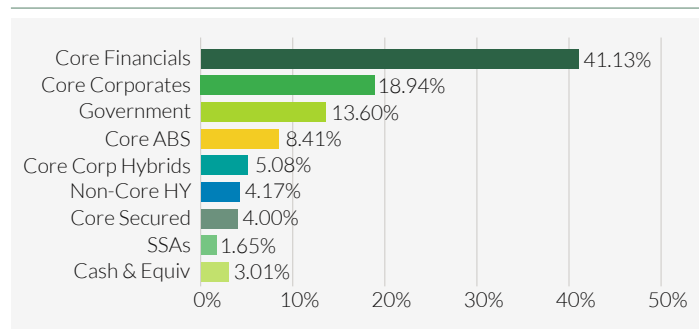
Interested parties may obtain the above-mentioned documents free of charge from the authorized distribution agencies and from the offices of the fund at 11-13 Boulevard de la Foire, L-1528 Luxembourg. Refer for more information on the fund to the latest prospectus, annual and semi-annual reports as well as the key investor information documents ("KIID"). These documents may also be downloaded from our website at vontobel.com/am. A summary of investors' rights is available in English under the following link: www.vontobel.com/vansa-investor-information. The fund is authorised for distribution in the United Kingdom and entered into the UK's temporary marketing permissions regime can be viewed in the FCA register under the Scheme Reference Number 466625. The fund is authorised as a UCITS scheme (or is a sub fund of a UCITS scheme) in a European Economic Area (EEA) country, and the scheme is expected to remain authorised as a UCITS while it is in the temporary marketing permissions regime. This information was approved by Vontobel Asset Management SA, London Branch, which has its registered office at 3rd Floor, 70 Conduit Street, London W1S 2GF and is authorized by the Commission de Surveillance du Secteur Financier (CSSF) and subject to limited regulation by the Financial Conduct Authority (FCA). Details about the extent of regulation by the FCA are available from Vontobel Asset Management SA, London Branch, on request. The KIID can be obtained in English from Vontobel Asset Management SA, London Branch, 3rd Floor, 70 Conduit Street, London W1S 2GF or downloaded from our website vontobel.com/am.

This document is not the result of a financial analysis and therefore the "Directives on the Independence of Financial Research" of the Swiss Bankers Association are not applicable. Vontobel and/or its board of directors, executive management and employees may have or have had interests or positions in, or traded or acted as market maker in relevant securities. Furthermore, such entities or persons may have executed transactions for clients in these instruments or may provide or have provided corporate finance or other services to relevant companies.

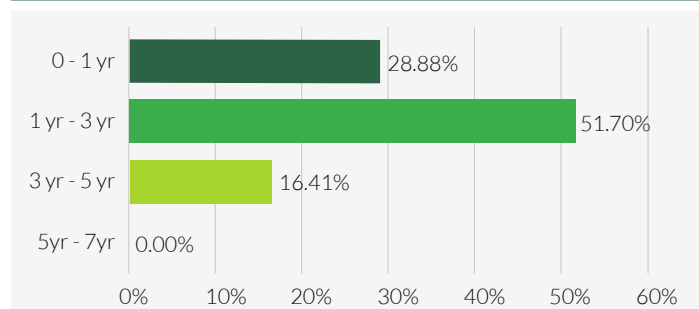
Except as permitted under applicable copyright laws, none of this information may be reproduced, adapted, uploaded to a third party, linked to, framed, performed in public, distributed or transmitted in any form by any process without the specific written consent of Vontobel. To the maximum extent permitted by law, Vontobel will not be liable in any way for any loss or damage suffered by you through use or access to this information, or Vontobel's failure to provide this information. Our liability for negligence, breach of contract or contravention of any law as a result of our failure to provide this information or any part of it, or for any problems with this information, which cannot be lawfully excluded, is limited, at our option and to the maximum extent permitted by law, to resupplying this information or any part of it to you, or to paying for the resupply of this information or any part of it to you. Neither this document nor any copy of it may be distributed in any jurisdiction where its distribution may be restricted by law. Persons who receive this document should make themselves aware of and adhere to any such restrictions. In particular, this document must not be distributed or handed over to US persons and not be distributed in the USA.

TwentyFour Asset Management LLP is registered in England No. OC335015, and is authorised and regulated in the UK by the Financial Conduct Authority, FRN No. 481888. Registered Office: The Monument Building, 11 Monument Street, London, EC3R 8AF. Copyright TwentyFour Asset Management LLP, 2022 (all rights reserved).

Sector Breakdown



Maturity Profile



Calculated as the expected maturity date or call date or as the weighted average life for amortising Asset Backed Securities.