

Factsheet | 29 January 2021

TwentyFour Income Fund Limited (the 'Company', 'Fund') is managed by TwentyFour Asset Management LLP and is a non-cellular company limited by shares incorporated in Guernsey and registered as a closed-ended collective investment scheme with the Guernsey Financial Services Commission. Its shares are traded on the Main Market of the London Stock Exchange.

Fund Objective

The Fund aims to generate attractive risk adjusted returns principally through income distributions.

Investment Approach

The fund will invest in a diversified portfolio of predominantly UK and European Asset Backed Securities. Uninvested cash or surplus capital or assets may be invested on a temporary basis in cash and/or a range of assets including money market instruments and government bonds. Efficient portfolio management techniques can be employed such as currency hedging, interest rate hedging and the use of derivatives such as credit default swaps to help mitigate market volatility.

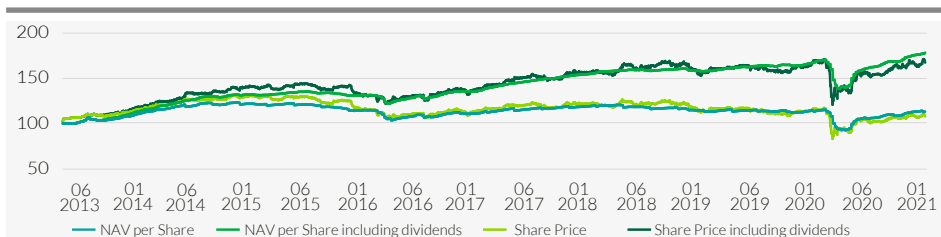
Shareholders may elect to realise all or part of their holdings of Ordinary Shares every three years. In the event that investors elect to realise all or part of their holdings of Ordinary Shares, the Company may, but shall not be obliged to offer to redeem, repurchase or purchase those Ordinary Shares. Any Ordinary Shares that are not redeemed, repurchased or purchased shall be converted into Realisation Shares. Assets and liabilities attributable to Shareholders holding Realisation Shares will be managed as part of a separate realisation pool and in accordance with an orderly realisation programme with the aim of making progressive returns of cash to the holders of Realisation Shares as soon as practicable.

This is only a summary; details of the investment policy, including investment restrictions, are set out in the Prospectus.

Further Information and Literature:
TwentyFour Asset Management LLP

T. 020 7015 8900
E. sales@twentyfouram.com
W. www.twentyfouram.com

Performance



Cumulative Performance	1m	3m	6m	1y	3y	5y
NAV per share inc. dividends	1.31%	5.88%	10.08%	5.28%	13.70%	38.45%

Discrete Performance	YTD	2020	2019	2018	2017	2016	Inception
NAV per share inc. dividends	1.31%	5.97%	5.04%	2.39%	13.51%	4.28%	80.85%

Rolling Performance	31/01/2020 - 29/01/2021	31/01/2019 - 31/01/2020	31/01/2018 - 31/01/2019	31/01/2017 - 31/01/2018	29/01/2016 - 31/01/2017
NAV per share inc. dividends	5.28%	7.44%	.52%	12.85%	7.90%

Past performance is not a reliable indicator of future performance. The performance figures shown are in GBP on a mid-to-mid basis inclusive of net reinvested income and net of all fund expenses. Performance data does not take into account any commissions and costs charged when shares of the fund are issued and redeemed. The value of an investment and the income from it can fall as well as rise as a result of market and currency fluctuations and you may not get back the amount originally invested.

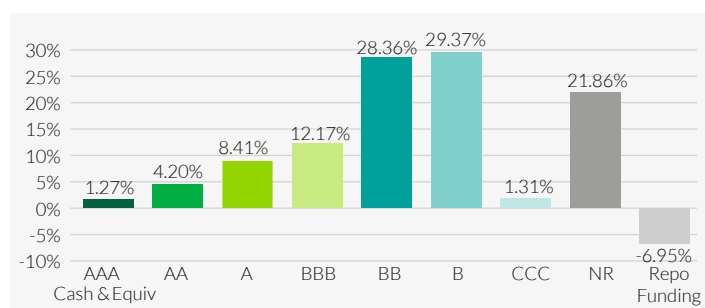
Top Ten Holdings

Security	Sector	% of the whole fund
SYON 2019-1	RMBS	3.60%
CASTE 2020-1	RMBS	3.38%
OPTOM 3	RMBS	3.21%
ERF 5	RMBS	3.01%
TGCAB 1	RMBS	3.00%
TLPNS 1	RMBS	2.80%
TAURS 2020-NL1	CMBS	2.52%
VSKH 3	RMBS	2.37%
TPMF 2019-GR4	RMBS	2.37%
SYON 2020-1	RMBS	2.14%

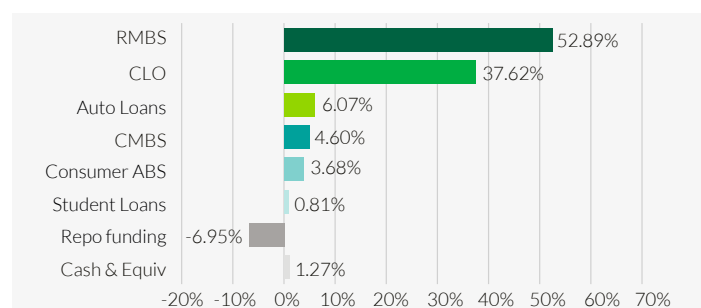
Fund Facts

Type of Fund:	Closed-ended investment fund
Listing & Trading:	UKLA Official List; LSE Main Market
ISA & SIPP Eligible:	Yes
Launch Date:	6 March 2013
Base Currency:	GBP
NAV Calculation:	As of the last business day of each week and each month
Dealing:	Daily during LSE opening hours
Market Capitalisation:	£539.0 mn
Shares in Issue:	508.5 mn
Current Price per Share:	106.00p
Current NAV per Share:	111.63p
Premium / (Discount) to NAV:	-5.04%
Gross Purchase Yield:	7.81%
Gross Mark-to-Market (MTM) Yield:	7.27%
Interest Rate Duration:	0.11 yr
Credit Spread Duration:	2.77 yr
WAL:	3.28 yr
3yr Volatility:	11.36%
Repo Funding (max. 25% of net assets):	-6.95%

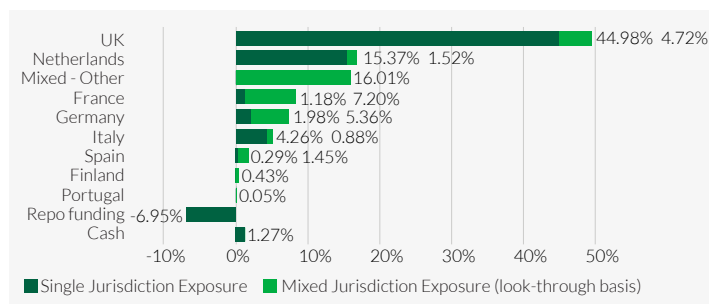
Rating Breakdown



Sector Breakdown

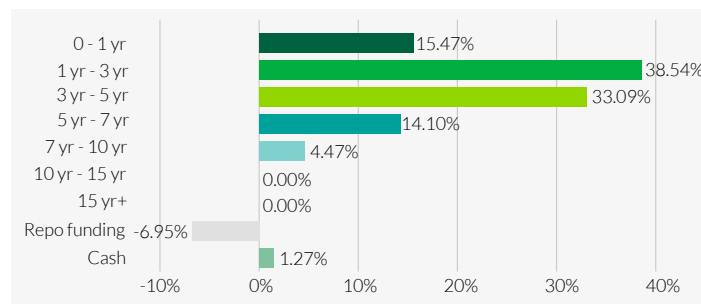


Geographical Breakdown (Issuer)



Calculated on a direct and indirect exposure basis.

Weighted Average Life Breakdown



Calculated as the expected maturity date or call date or as the weighted average life for amortising Asset Backed Securities.

Trading Information

TIDM	TFIF
ISIN	GG00B90J5Z95
SEDOL	B90J5Z9
Distribution Frequency	Quarterly
AMC (%)	0.75
OCF (%)	0.96

As at 31/03/2020.

Recent Dividends

Type	Ex-div date	Payment date	Amount
3rd interim	21/01/2021	05/02/2021	1.50p
2nd interim	15/10/2020	30/10/2020	1.50p
1st interim	16/07/2020	31/07/2020	1.50p
4th final	16/04/2020	30/04/2020	1.90p
3rd interim	16/01/2020	31/01/2020	1.50p

Fund Managers

Robert Ford
Partner, Portfolio Management, industry experience since 1986.

Ben Hayward
Partner, Portfolio Management, industry experience since 1998.

Aza Teeuwen
Partner, Portfolio Management, industry experience since 2007.

Douglas Charleston
Partner, Portfolio Management, industry experience since 2006.

John Lawler
Portfolio Management, industry experience since 1987.

Marko Feiertag
Portfolio Management, industry experience since 2005.

ESG Integration Policy

The Fund considers environmental, social and governance (ESG) factors in the investment process, utilising an integrated approach.

Key Risks

- **All financial investment involves risk. The value of your investment isn't guaranteed, and its value and income will rise and fall. Investors may not get back the full amount invested.**
- Past performance is not a reliable indicator of future performance, and the Fund may not achieve its investment objective.
- The Fund invests in structured credit products or asset-backed securities (ABS). The issuer of such products may not receive the full amounts owed to them by underlying borrowers, which would affect the value of the Fund. Credit and prepayment risks also vary by tranche which may affect the Fund's performance.
- The Fund has the ability to use derivatives, including but not limited to FX forwards, for hedging and EPM purposes only. This may magnify gains or losses.
- Typically, sub-investment grade securities will have a higher risk of issuer default, and are generally considered to be more illiquid than investment grade securities.

Further Information



TwentyFour AM
John Magrath
Tel. 020 7015 8912
john.magrath@twentyfouram.com



Numis Securities
Chris Gook
Tel. 020 7260 1378
c.gook@numis.com

Further information on fund charges and costs are included on our website at www.twentyfouram.com

THIS FACTSHEET IS FOR FINANCIAL ADVISERS AND INSTITUTIONAL/PROFESSIONAL INVESTORS ONLY. NO OTHER PERSONS SHOULD RELY ON THE INFORMATION CONTAINED WITHIN THIS DOCUMENT. No recommendations to buy or sell investments are implied. In making any investment in TwentyFour Income Fund, investors should rely solely on the Prospectus and the Key Information Document (KID) and not the summary set out in this document. The Prospectus and KID are available in English at www.twentyfourincomefund.com. For definitions of the investment terminology used within this document please see glossary at: <https://twentyfouram.com/glossary>. TwentyFour Asset Management LLP is able to assist those institutional clients who require it with meeting their Solvency II (including its UK onboarding and onshoring legislation) obligations. In particular, TwentyFour Asset Management LLP will make all reasonable endeavours to comply with the Solvency II Regulations 2015 Article 256. Please contact the Compliance Department at compliance@twentyfouram.com for more information. TwentyFour Asset Management LLP is a Limited Liability Partnership incorporated in England under Partnership No. OC335015 with its registered office at 8th Floor, The Monument Building, 11 Monument Street, London EC3R 8AF and is authorised and regulated in the UK by the Financial Conduct Authority, FRN No. 481888.