

Vontobel Fund – TwentyFour Absolute Return Credit Fund

This Factsheet is for professional UK investors only/not for public viewing or distribution

Vontobel Fund - TwentyFour Absolute Return Credit Fund is managed by TwentyFour Asset Management LLP and is a Sub-Fund of the Vontobel Fund, a Luxembourg authorised SICAV. The Fund has been entered into the UK temporary marketing permissions regime.

Fund Objective

The investment objective of the Fund aims to achieve a positive absolute return in any market environment over a period of 3 years while keeping a modest level of volatility.

Investment Approach

The Fund will seek to achieve its investment objective by investing mainly in Investment Grade bonds and similar fixed income and floating rate securities. Up to 33% of the Fund's assets can be exposed to fixed income securities issued or guaranteed by government, government-related and supranational issuers or to high yield bonds.

Fund Facts

Type of Fund:	Luxembourg Authorised UCITS V Compliant SICAV
IA Sector:	£ Targeted Absolute Return
Launch Date:	28 August 2015
Fund Size:	£3,231.4 mn
Ex-Dividend Dates:	20 Mar, 20 Jun, 20 Sept, 20 Dec
Dist Payment Dates:	31 Mar, 30 Jun, 30 Sept, 31 Dec
Average Rating*:	A-
3yr Volatility:	1.19%
Gross Purchase Yield:	1.78%
Gross Mark-to-Market (MTM) Yield:	1.63%
Interest Rate Duration:	1.74 yrs
Credit Spread Duration:	1.90 yrs
Dealing:	Daily
Base Currency:	GBP
ISA & SIPP Eligible:	Yes

*For non-rated sovereign bonds, the issuing sovereign's rating will be used. For all other non-rated bonds, an internal rating is applied.

Performance



Cumulative Performance	1m	3m	6m	1y	3y	5y
Class G	0.12%	-0.56%	-0.52%	0.52%	8.17%	12.91%

Discrete Performance	2021	2020	2019	2018	2017	2016	Inception*
Class G	0.52%	2.47%	5.02%	-0.83%	5.25%	4.99%	19.27%

Rolling Performance	31/12/2020 - 31/12/2021	31/12/2019 - 31/12/2020	31/12/2018 - 31/12/2019	31/12/2017 - 31/12/2018	31/12/2016 - 31/12/2017
Class G	0.52%	2.47%	5.02%	-0.83%	5.25%

Past performance is not a reliable indicator of future performance. The performance figures shown are in GBP on a mid-to-mid basis inclusive of net reinvested income and net of all fund expenses. Performance data does not take into account any commissions and costs charged when shares of the fund are issued and redeemed. The value of an investment and the income from it can fall as well as rise as a result of market and currency fluctuations and you may not get back the amount originally invested. *Inception date: 28 August 2015.

Top Ten Holdings

Security	Sector	% of the whole fund
TREASURY BILL 0 31/03/2022	Government	8.77
TREASURY BILL 0 03/02/2022	Government	6.33
SWITCH HOLDINGS 4.375 13/12/2022	Core Corps	1.80
ORANGE 5.75 PERP	Core Corp Hybrids	1.65
NATWEST GROUP 3.622 14/08/2030	Core Financials	1.65
AVIVA PLC 6.125 PERP	Core Financials	1.43
CPUK FINANCE 7.239 28/02/2024	Core Financials	1.43
PENSION INS 6.5 03/07/2024	Core Financials	1.42
PHOENIX GRP 6.625 18/12/2025	Core Financials	1.40
AXA SA 5.453 PERP	Core Financials	1.36

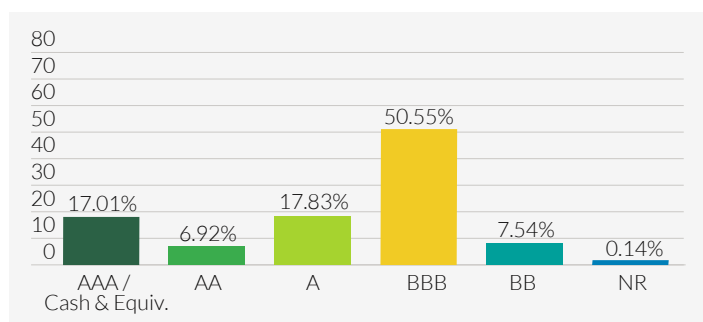
Key Risks

- **All financial investment involves risk. The value of your investment isn't guaranteed, and its value and income will rise and fall. Investors may not get back the full amount invested.**
- Past performance is not a reliable indicator of future performance, and the Fund may not achieve its investment objective.
- Fixed income carries two main risks, interest rate risk and credit risk: (1) Where long term interest rates rise, there is a corresponding decline in the market value of bonds and vice versa; (2) Credit risk refers to the possibility that the issuer of the bond will not be able to repay the principal and make interest payments.
- Typically, sub-investment grade securities will have a higher risk of issuer default, and are generally considered to be more illiquid than investment grade securities.
- The Fund can invest in structured credit products or asset-backed securities (ABS). The issuer of such products may not receive the full amounts owed to them by underlying borrowers, which would affect the value of the Fund. Credit and prepayment risks also vary by tranche which may affect the Fund's performance.
- The Fund has the ability to use derivatives, including but not limited to FX forwards, for hedging and EPM purposes only. This may magnify gains or losses.
- The Fund's investments may be subject to sustainability risks. The sustainability risks that the Fund may be subject to are likely to have an immaterial impact on the value of the Fund's investments in the medium to long term due to the mitigating nature of the Fund's ESG approach.
- The Fund's performance may be positively or negatively affected by its sustainability strategy.
- The ability to meet social or environmental objectives might be affected by incomplete or inaccurate data from third-party providers.
- Information on how environmental and social objectives are achieved and how sustainability risks are managed in this Fund may be obtained from vontobel.com/SFDR.

Further Information and Literature:
TwentyFour Asset Management LLP

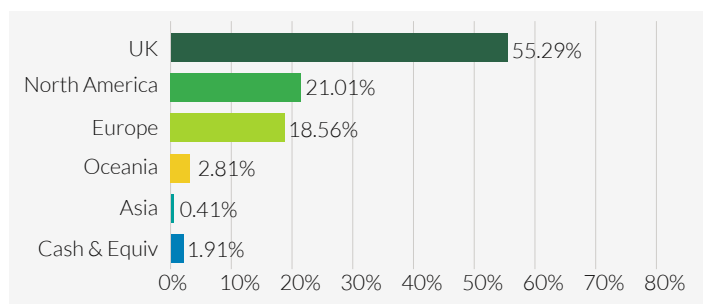
T. 020 7015 8900
E. sales@twentyfouram.com
W. twentyfouram.com

Rating Breakdown



For non-rated sovereign bonds, the issuing sovereign's rating will be applied.

Geographical Breakdown



Calculated on a direct exposure basis.

Share Classes

Share class	Currency	Unit type	ISIN	Sedol	Distribution Frequency	AMC (%)	OCF (%)*
G	GBP	Acc	LU1273680238	BYXWTD6	N/A	0.25	0.35%
AQG	GBP	Inc	LU1530788402	BYYNFP2	Quarterly	0.25	0.35%
N	GBP	Acc	LU1267852595	BYXWTB4	N/A	0.40	0.54%
AQN	GBP	Inc	LU1331789377	BYY3BD2	Quarterly	0.40	0.54%
AQHN	EUR	Inc	LU1331789450	BYY3BF4	Quarterly	0.40	0.60%

*As at 28.02.2021. This figure may vary from year to year. Additional share classes available. For further information please refer to offering documents.

Further information on fund charges and costs are included on our website at www.twentyfouram.com

This marketing document was produced for professional investors, for distribution in UK and has been prepared and approved by TwentyFour Asset Management LLP ("TwentyFour"), a company of the Vontobel Group, and Vontobel Asset Management AG (together referred to as "Vontobel"), whereas TwentyFour acts as manager of the securities and/or strategies discussed, for information purposes only.

TwentyFour Asset Management LLP is able to assist those institutional clients who require it with meeting their Solvency II (including its UK onboarding and onshoring legislation) obligations. In particular, TwentyFour Asset Management LLP will make all reasonable endeavours to comply with the Solvency II Regulations 2015 Article 256. Please contact the Compliance Department at compliance@twentyfouram.com for more information.

TwentyFour Asset Management LLP is a Limited Liability Partnership incorporated in England under Partnership No. OC335015 with its registered office at 8th Floor, The Monument Building, 11 Monument Street, London EC3R 8AF and is authorised and regulated in the UK by the Financial Conduct Authority, FRN No. 481888

This document is for information purposes only and does not constitute an offer, solicitation or recommendation to buy or sell shares of the fund/fund units or any investment instruments, to effect any transactions or to conclude any legal act of any kind whatsoever. Subscriptions of shares of the fund should in any event be made solely on the basis of the fund's current sales prospectus (the "Sales Prospectus"), the Key Investor Information Document ("KIID"), its articles of incorporation and the most recent annual and semi-annual report of the fund and after seeking the advice of an independent finance, legal, accounting and tax specialist. This document is directed only at recipients who are institutional clients such as eligible counterparties or professional clients as defined by the Markets in Financial Instruments Directive 2014/65/EC ("MiFID" including its UK onboarding and onshoring legislation) or similar regulations in other jurisdictions.

In particular, we wish to draw your attention to the following risks: Investments in derivatives are often exposed to the risks associated with the underlying markets or financial instruments, as well as issuer risks. Derivatives tend to carry more risk than direct investments. Investments in riskier, higher-yielding bonds are generally considered to be more speculative in nature. These bonds carry a higher credit risk and their prices are more volatile than bonds with superior credit ratings. There is also a greater risk of losing the original investment and the associated income payments. Investment universe may involve investments in countries where the local capital markets may not yet qualify as recognized capital markets. The structure of ABS/MBS and the pools backing them might be intransparent which exposes the subfund to additional credit and prepayment risks (extension or contraction risks) depending on which tranche of ABS/MBS is purchased by the subfund. Money market investments are associated with risks of a money market, such as interest rate fluctuations, inflation risk and economic instability. Investments in the securities of emerging-market countries may exhibit considerable price volatility and - in addition to the unpredictable social, political and economic environment - may also be subject to general operating and regulatory conditions that differ from the standards commonly found in industrialized countries. The currencies of emerging-market countries may exhibit wider fluctuations.

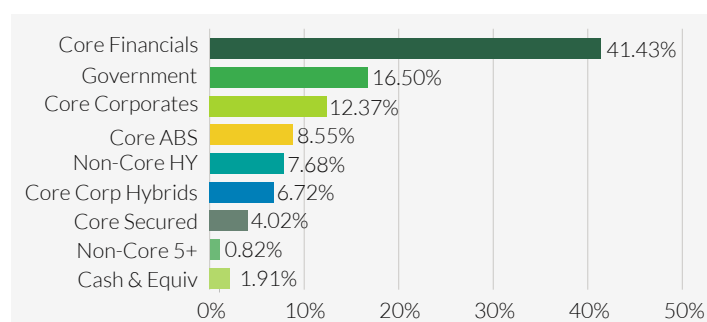
This financial product promotes environmental or social characteristics but does not have sustainable investment as its objective. Neither the Sub-Fund, nor the Management Company nor the Investment Manager make any representation or warranty, express or implied, with respect to the fairness, correctness, accuracy, reasonableness or completeness of an assessment of ESG research and the correct execution of the ESG strategy.

Past performance is not a reliable indicator of current or future performance. Performance data does not take into account any commissions and costs charged when shares of the fund are issued and redeemed, if applicable. The return of the fund may go down as well as up due to changes in rates of exchange between currencies. The value of the money invested in the fund can increase or decrease and there is no guarantee that all or part of your invested capital can be redeemed.

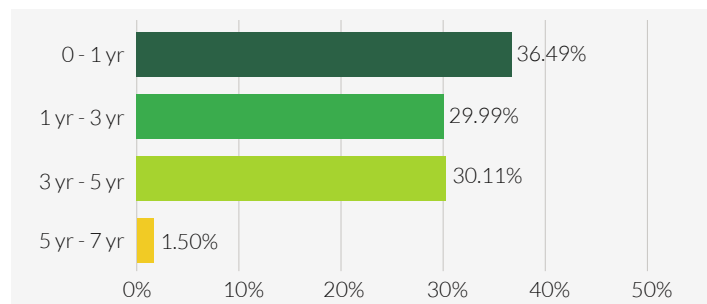
For definitions of the investment terminology used within this document please see glossary at: twentyfouram.com/glossary

Interested parties may obtain the above-mentioned documents free of charge from the authorized distribution agencies and from the offices of the fund at 11-13 Boulevard de la Foire, L-1528 Luxembourg. Refer for more information on the fund to the latest Sales Prospectus, KIID, its articles of incorporation and the most recent annual and semi-annual report. These documents may also be downloaded from our website at vontobel.com/am. The funds authorised for distribution in the United Kingdom and entered into the UK's temporary marketing permissions regime can be viewed in the FCA register under the Scheme Reference Number 466625. The fund is authorised as a UCITS scheme (or is a sub fund of a UCITS scheme) in a European Economic Area (EEA) country, and the scheme is expected to remain authorised as a UCITS while it is in the temporary marketing permissions regime. This information was approved by Vontobel Asset Management SA, London Branch, which has its registered office at Third Floor, 22 Sackville Street, London W1S 3DN and is authorized by the Commission de Surveillance du Secteur Financier (CSSF) and subject to limited regulation by the Financial Conduct Authority (FCA). Details about the extent of regulation by the FCA are available from Vontobel Asset Management SA, London Branch, on request. The KIID can be obtained in English from Vontobel Asset Management SA, London Branch, Third Floor, 22 Sackville Street, London W1S 3DN or downloaded from our website vontobel.com/am. This document is not the result of a financial analysis and therefore the "Directives on the Independence of Financial Research" of the Swiss Bankers Association are not applicable. Vontobel Asset Management AG, its affiliates and/or its board of directors, executive management and employees may have or have had interests or positions in, or traded or acted as market maker in relevant securities. Furthermore, such entities or persons may have executed transactions for clients in these instruments or may provide or have provided corporate finance or other services to relevant companies. Although Vontobel Asset Management AG ("Vontobel") believes that the information provided in this document is based on reliable sources, it cannot assume responsibility for the quality, correctness, timeliness or completeness of the information contained in this document. Except as permitted under applicable copyright laws, none of this information may be reproduced, adapted, uploaded to a third party, linked to, framed, performed in public, distributed or transmitted in any form by any process without the specific written consent of Vontobel. To the maximum extent permitted by law, Vontobel will not be liable in any way for any loss or damage suffered by you through use or access to this information, or Vontobel's failure to provide this information. Our liability for negligence, breach of contract or contravention of any law as a result of our failure to provide this information or any part of it, or for any problems with this information, which cannot be lawfully excluded, is limited, at our option and to the maximum extent permitted by law, to resupplying this information or any part of it to you, or to paying for the resupply of this information or any part of it to you. Neither this document nor any copy of it may be distributed in any jurisdiction where its distribution may be restricted by law. Persons who receive this document should make themselves aware of and adhere to any such restrictions. In particular, this document must not be distributed or handed over to US persons and must not be distributed in the USA.

Sector Breakdown



Maturity Profile



Calculated as the expected maturity date or call date or as the weighted average life for amortising Asset Backed Securities.